



Overview of how the residential sector is addressed in EEOS in Europe

Concerted Action EED workshop stakeholder session: Wednesday 20 March 2024 – Budapest



Co-funded by the European Union under project n°101076098. Views and opinions expressed are however those of the author(s) only and do not necessarily reflect those of the European Commission or CINEA. Neither the European Union nor the granting authority can be held responsible for them.

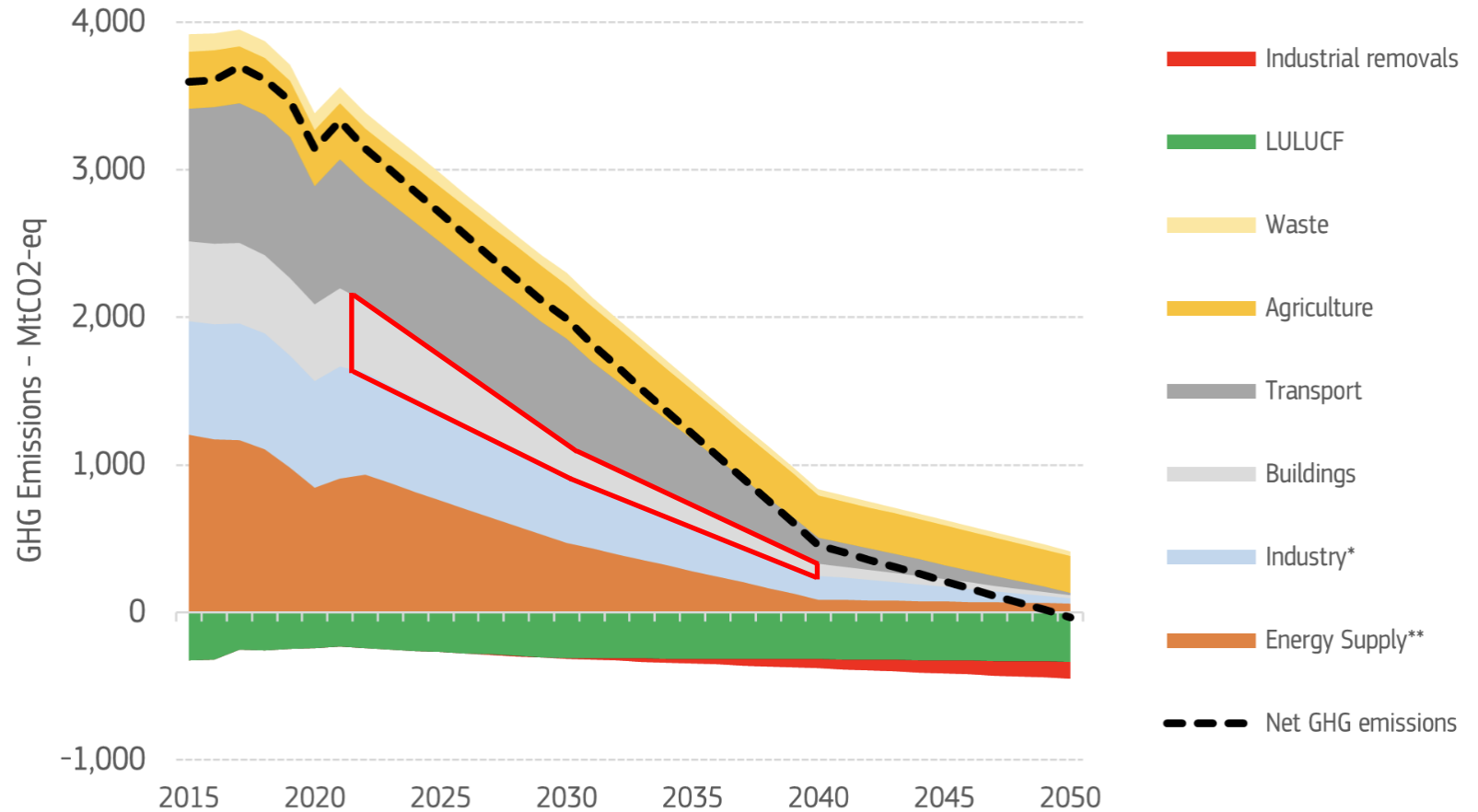
High expectations for buildings

Buildings sector expected to reach close to zero by 2040 ...

... and fall dramatically by 2030.

Key focus must be to reduce emissions from heating.

Historical and projected sectoral greenhouse gas emissions in the period 2015-2050



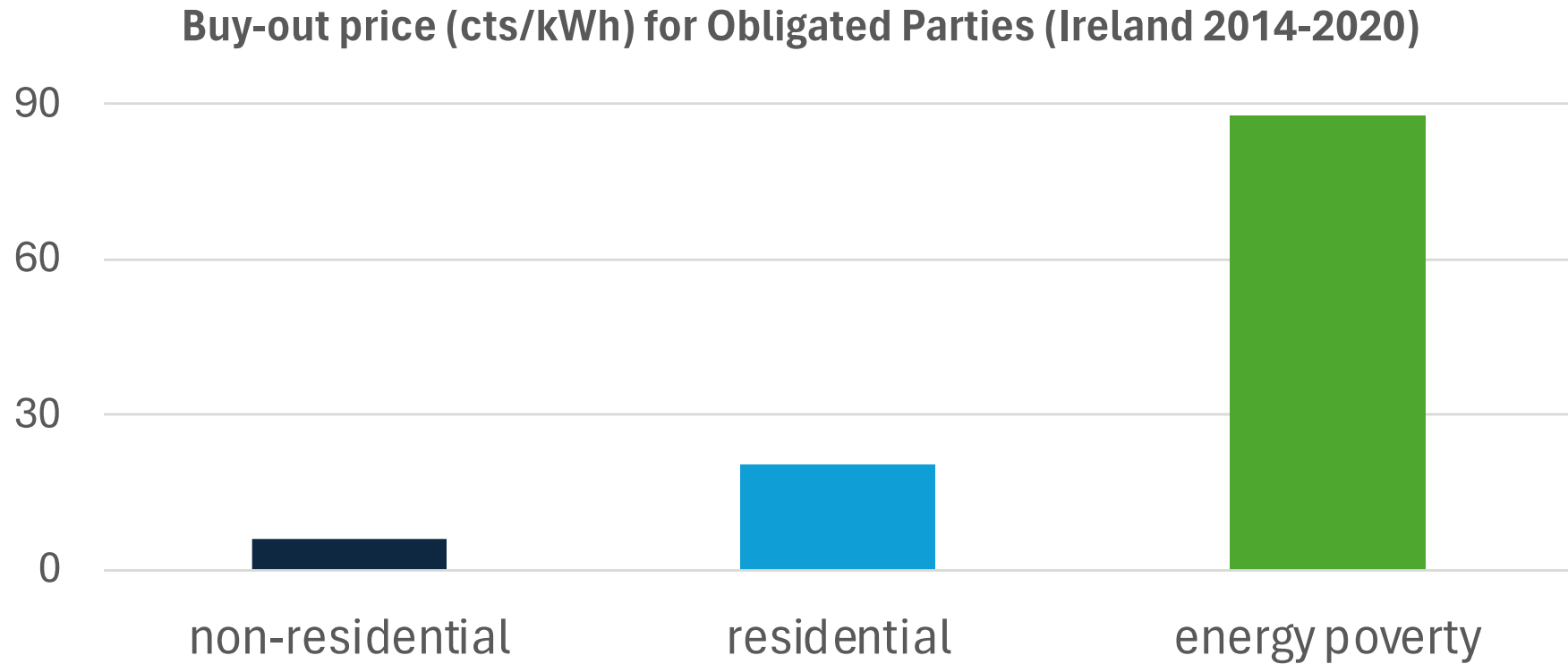
*Excluding non-BECCS industrial removals

**Including bioenergy with carbon capture and storage (BECCS)

The issue for EEOS

- Residential actions tend to be less cost-effective for obligated parties

- Smaller scale
- Access to capital
- Information barriers



- Do nothing
- Artificially **boost** savings by applying uplift factors
- **Require** a proportion of savings to be made in the residential sector
- **Allow** obligated parties to claim savings supported by other programmes

Deemed savings

- Value assigned to a specific intervention
- Based on past studies

Scaled savings

- Engineering estimates
- When measured data is too difficult or expensive

Surveyed savings

- Based on surveys
- Restricted to behaviour change

Metered savings

- Tracking energy consumption
- Considering other factors affecting baseline

Boosting through uplift factors

- Not effective at the levels implemented

Uplift Factor	
Austria	1.5 (households affected by energy poverty)
Croatia	1.2 (vulnerable customers) 1.1 (areas with developmental difficulties)
Cyprus	1.5 (energy poor households)
Greece	1.4 (actions tackling energy poverty)

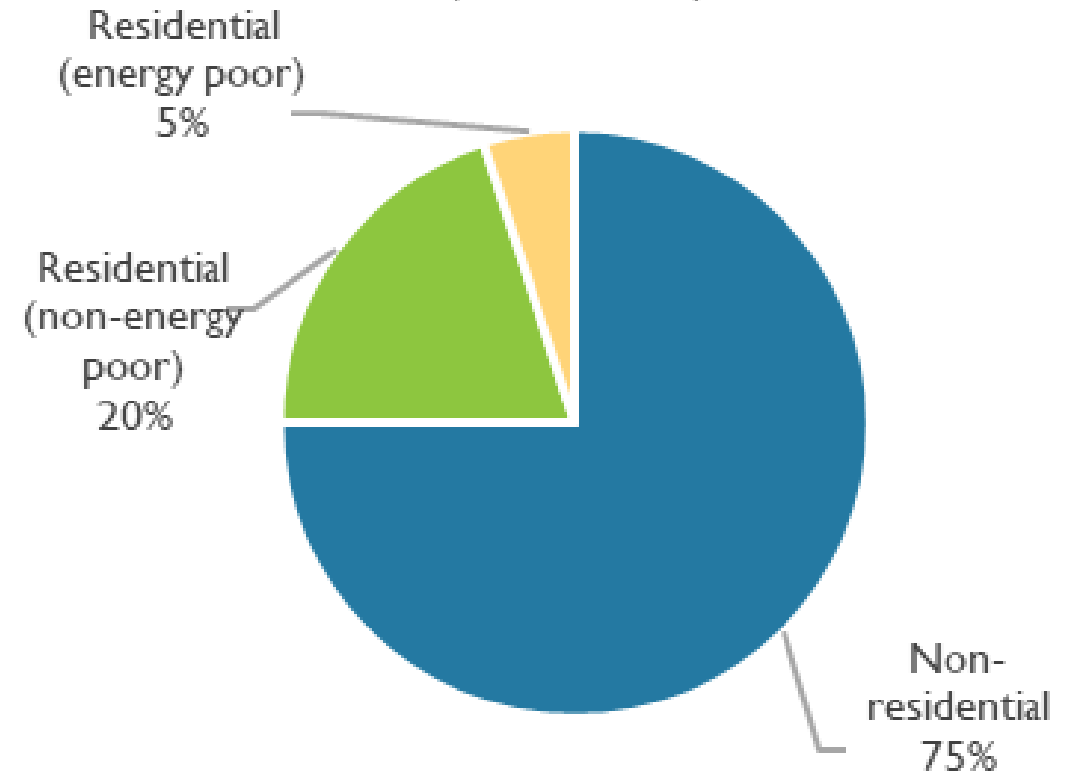
Sub-targets for priority sectors

Requires actions to be delivered in target sectors

- **France** 25% low-income
- **Ireland** 25% residential (of which 5% on welfare payments or in regeneration areas)
- **UK** 100% energy poor (of which 15% rural)



Distribution of the target by sector (2014-2020)



- Do nothing
- Artificially **boost** savings by applying uplift factors
- **Require** a proportion of savings to be made in the residential sector
- **Allow** obligated parties to claim savings supported by other programmes

Thank you!

Contact: stthomas@raponline.org



ENSMOV Plus



@ensmov / #ensmovplus



<https://ieecp.org/projects/ensmov-plus/>



Our Platform: <http://energysavingpolicies.eu/>



Co-funded by the European Union under project n°101076098. Views and opinions expressed are however those of the author(s) only and do not necessarily reflect those of the European Commission or CINEA. Neither the European Union nor the granting authority can be held responsible for them.

ENSMOV Partners



Co-funded by the European Union under project n°101076098. Views and opinions expressed are however those of the author(s) only and do not necessarily reflect those of the European Commission or CINEA. Neither the European Union nor the granting authority can be held responsible for them.